

**SYMBIOSIS LAW SCHOOL, NOIDA**  
Symbiosis International University

**LEGAL DATABASE USER MANUAL**

AN INITIATIVE OF LEARNING RESOURCE CENTRE

**KLUWER PATENT LAW  
USER HELP GUIDE**



॥वसुधैव कुटुम्बकम्॥

**SLS-NOIDA**

SYMBIOSIS LAW SCHOOL, NOIDA  
Symbiosis International University



॥वसुधैव कुटुम्बकम्॥

**SLS-NOIDA**  
**SYMBIOSIS LAW SCHOOL, NOIDA**  
**Symbiosis International University**

# **Kluwer IP Law - Patent Law User Help Guide**

## **Concept By:**

Dr. C. J. Rawandale (Director, SLS-NOIDA)

## **Compiled By:**

### **Learning Resources Team**

Mr. Krishna Pathak - Network Administrator  
Mr. Shri Ram Sharma - Library In Charge  
Mr. Susheel Kumar - Office Assistant

## **Credits:**

**Kluwer IP Law - Patent Law**

# Kluwer IP Law User Manual

## Table of Contents

### [Welcome to Kluwer IP Law](#)

### [Getting Started with Kluwer IP Law](#)

[Minimum System Requirements](#)

[Logging in to Kluwer IP Law](#)

[Logging out of Kluwer IP Law](#)

### [Browsing for Documents](#)

[Browse Navigation Window](#)

[Practice Tools](#)

[Categories](#)

[Books](#)

[Journals](#)

[KluwerIPLaw Blogs](#)

[EPO/WIPO Resources](#)

[Browse Content](#)

[News](#)

[Books/Journals/Updates](#)

[News Alerts](#)

### [Searching for Documents](#)

[Quick Search](#)

[About Quick Search](#)

[Performing a Quick Search](#)

[Advanced Search](#)

[About Advanced Search](#)

[Performing Advanced Searches](#)

[Working with your Search Results](#)

[About your Search Results](#)

[Search Tips](#)

[Using Wildcards](#)

[Examples of using symbols](#)

[Banned Symbols](#)

[Using Boolean Operators](#)

[Examples of Using Boolean Operators](#)

[Bookmark your search](#)

### [Managing Document Lists](#)

[Emailing Documents](#)

[Printing Documents and Analyses](#)

## **Welcome to Kluwer IP Law**

**Wolters Kluwer Law & Business recognizes clients need to be armed with pertinent information in order to be effective in an economy where intellectual property play a significant role in its growth.**

**Kluwer IP Law includes four services / subscription options:**

**Manual IP**

**Patent Law**

**Copyright and Trademark Law IP Law**

**Kluwer IP Law offers authoritative analysis, case law, news and legislation combined with tools enabling IP professionals to conduct efficient research on their chosen area of IP Law across a vast range of jurisdictions. In short, Kluwer IP Law is a comprehensive online legal resource for all aspects of intellectual property law.**

**With Kluwer IP Law, you can:**

**Browse for specific documents.**

**Use the search function to quickly find the documents you need.**

**Print and/or email selected documents**

# Getting Started with Kluwer Law

## Minimum System Requirements

The following minimum recommended system requirements are required to use Kluwer IP Law.

### Internet Browser

Microsoft Internet Explorer version 6 or later. However, please avoid the use of Internet Explorer 8, as this features technical bugs that cannot be addressed by us, which affect the printing of documents in full. (Download the most recent version of Internet Explorer at <http://www.microsoft.com>);

Safari for Windows/IOS (Download the most recent version at <http://www.apple.com/safari/download/>);

Firefox (Download the most recent version at <http://www.mozilla.org/en-US/firefox/new/>);

Chrome (Download the most recent version at <https://www.google.com/intl/en/chrome/browser/>);

JavaScript and Cookies turned on; Pop-up blocker turned off;

### Operating System

Microsoft Windows 98 or later;

### Other Software

A recent version of the Adobe Acrobat Reader. (Download the most recent Acrobat Reader version at <http://www.adobe.com/products/acrobat/readstep2.html>).

## Logging in to Kluwer IP Law

The website has the same log in page for all services. Subscribers will have to log in with their unique service specific login credentials to be able to view service specific documents. Customers with IP-based access will be logged in to their subscribed service on Kluwer IP Law automatically.

### To log in to Kluwer IP Law:

1. The main Login page will display when you follow the URL [www.kluweriplaw.com](http://www.kluweriplaw.com). **Note:** Here, you can enter unique service specific login credentials.
2. Enter your **User ID** and **Password**.
3. Click the **Login** button.
4. You are now logged in to the specific service you are subscribed to and can access all documents contained within the database. Near the top-right of the page you will see the username next to the **Log off** link.

**Note:** Kluwer IP Law may also be accessed through IRN/Intelliconnect. Adjacent to the user ID and Password fields, separate links have been provided for IRN/Intelliconnect users.

## Logging out of Kluwer IPLaw

### To log out of Kluwer IP Law:

Find and click the **Log off** link near the top-right of the page and next to the username.

You are now logged out of the Kluwer IP Law application.

# Browsing for Documents

## Browse Navigation Window

The Kluwer IP Law website is taxonomy driven, i.e. all materials in the database are grouped into one or more predefined topic categories which are browsable. We distinguish the following topic categories:

- Practice Tools
- Categories
- Books
- Journals
- Blog
- EPO/WIPO Resources

### Practice Tools

#### About the Practice Tools Topic Category

The Practice Tools Topic is divided into various subsections:

- Manual IP Smart Charts™
- Manual IP Compare Jurisdictions
- Visser's EPC Smart Charts™
- Patent Litigation Smart Charts™
- Patent Litigation Compare Jurisdictions
- Trademark Litigation Smart Charts™
- Software Patents Worldwide Compare Jurisdictions


The IP Law service contains all of these. The other three services include only some of these tools.

All practice tools can be accessed from their respective links in the Practice Tools section near the top-middle of the home page and from the Practice Tools tab on the top tab menu on all of the pages.

#### Manual IP Smart Charts™

Manual IP Smart Charts is available in all the four services of Kluwer IP Law.

##### To use Manual IP Smart Charts™:


1. Select the in the Practice Tools section **or Practice Tools** tab the **Manual IP Smart Charts™** link. The Manual IP Smart Charts™ page will display in a separate window.
2. Select the main topic you would like to browse. You may select one or all of the main topics. **Note:** You may click the plus  symbol to expand the categories and view the text types.
3. Click the **Next** button located at the bottom left of the page. The page Step 2: Select a jurisdiction will display.
4. Select a country or countries.  
**Note:** The countries are divided into alphabetical sections (i.e. A-C, D-F, etc).
5. Click the **Next** button. The page Step 3: Results will display.
6. Select either Chart View or Matrix View from the **Display As:** dropdown menu to display your results in Chart view or Matrix view.
7. The charts and matrices can be printed, saved, or exported with ease. In addition, a link to the full text of the relevant analysis, case law and/or legislation is provided.

**Note:** You can always return to a previous item selection screen by clicking the **Prev** button. You can also click **Start Over** button at the final item selection screen to clear all of your selections and create a new chart.

#### Visser's EPC Smart Charts™

Visser's EPC Smart Charts is available in the IP Law and Patent Law services. The procedure below applies to both services.


##### To use Visser's EPC Smart Charts™

1. Select the in the Practice Tools section **or Practice Tools** tab the **Visser's EPC Smart Charts™** link. The Visser's EPC Smart Charts™ page will display in a separate window.
2. Select the main topic you would like to browse. You may select one or all of the main topics. **Note:** You may click the plus symbol  to expand the categories and view the text types.
3. Click the **Next** button located at the bottom left of the page. The page Step 2: Results will display.
4. The charts and matrices can be printed, saved, or exported with ease. In addition, a link to the full text of the relevant analysis, case law and/or legislation is provided.

## Patent Litigation Smart Charts™

Patent Litigation Smart Charts is available in the IP Law and Patent Law services. The procedure described below applies to both services.


### To use Patent Litigation Smart Charts™

1. Select the in the Practice Tools section or **Practice Tools** tab the **Patent Litigation Smart Charts™** link. The Patent Litigation Smart Charts™ page will display in a separate window.
2. Select the country you would like to browse. You may select one, more, or all of the countries.
3. Click the **Next** button located at the bottom left of the page. The page Step 2: Select Topic(s) will display.
4. Select the main topic you would like to browse. You may select one, more, or all of the main topics. **Note:** You may click the plus symbol  to expand the categories and view the sub-categories.
5. Click the **Next** button. The page Step 3: Results will display.
6. Select either Chart View or Matrix View from the **Display As:** dropdown menu to display your results in Chart view or Matrix view.
7. The charts and matrices can be printed, saved, or exported with ease. In addition, a link to the full text of the relevant analysis, case law and/or legislation is provided.

## Trademark Litigation Smart Charts™

Trademark Litigation Smart Charts is available in the IP Law and Copyright-Trademark services. The procedure described below applies to both services.

### To use Trademark Litigation Smart Charts™

1. Select the in the Practice Tools section or **Practice Tools** tab the **Trademark Litigation Smart Charts™** link. The Trademark Litigation Smart Charts page will display in a separate window.
2. Select the country you would like to browse. You may select one, more, or all of the countries.
3. Click the **Next** button located at the bottom left of the page. The page Step 2: Select Topic(s) will display.
4. Select the main topic you would like to browse. You may select one, more, or all of the main topics. **Note:** You may click the plus symbol  to expand the categories and view the sub-categories.
5. Click the **Next** button. The page Step 3: Results will display.
6. Select either Chart View or Matrix View from the **Display As:** dropdown menu to display your results in Chart view or Matrix view.

The charts and matrices can be printed, saved, or exported with ease. In addition, a link to the full text of the relevant analysis, case law and/or legislation is provided.

## Patent Litigation Compare Jurisdictions

Patent Litigation Smart Charts is available in the IP Law and Patent Law services. The procedure described below applies to both services.

### To use Patent Litigation Compare Jurisdictions

1. Select the in the Practice Tools section or **Practice Tools** tab the **Global Patent Litigation Compare Jurisdictions** link. The Global Patent Litigation Compare Jurisdictions page will display.
2. Select at least two countries in the Select Jurisdiction(s) column by clicking the checkbox next to the selected country.
3. Select a topic in the Select Topic(s) column by clicking the checkbox next to the selected topic. **Note:** You can select more than one topic.
4. Click the **Submit** button. The topic for the selected countries will display.
5. The results are presented in a summary format with links to the full text and the option to print the findings.

**Note:** You can clear the selected jurisdictions and topics by clicking the Clear All button.



## Manual IP Compare Jurisdictions

Manual IP Compare Jurisdictions is available in all the four services of Kluwer IP Law. The procedure described below applies to all four services.

### To use Manual IP Compare Jurisdictions

1. Select the in the Practice Tools section or **Practice Tools** tab the **Manual IP Compare Jurisdictions** link. The Manual IP Compare Jurisdictions page will display.
2. Select at least two countries in the Select Jurisdiction(s) column by clicking the checkbox next to the selected country.
3. Select a topic in the Select Topic(s) column by clicking the checkbox next to the selected topic. **Note:** You can select more than one topic.
4. Click the **Submit** button. The topic for the selected countries will display.
5. The results are presented in a summary format with links to the full text and the option to print the findings.

**Note:** You can clear the selected jurisdictions and topics by clicking the Clear All button.

## Software Patents Worldwide Compare Jurisdictions

Software Patents Worldwide Compare Jurisdictions is available in the IP Law and Patent Law services. The procedure described below applies to both services.

### To use Software Patents Worldwide Compare Jurisdictions

1. Select the in the Practice Tools section or **Practice Tools** tab the **Software Patents Worldwide Compare Jurisdictions** link. The Software Patents Worldwide Compare Jurisdictions page will display.
2. Select at least two countries in the Select Jurisdiction(s) column by clicking the checkbox next to the selected country.
3. Select a topic in the Select Topic(s) column by clicking the checkbox next to the selected topic. **Note:** You can select more than one topic.
4. Click the **Submit** button. The topic for the selected countries will display.
5. The results are presented in a summary format with links to the full text and the option to print the findings.

**Note:** You can clear the selected jurisdictions and topics by clicking the Clear All button.

## Categories

### About the Category Topics

The Categories section contains multiple subsections: Cross Reference Tables EPC, IP Legislation, IP Conventions, Jurisdictions, Landmark European Patent Cases, and Landmark European Copyright Cases.

All categories can be accessed from their respective links in the Categories section near the top-middle of the home page and from the Categories tab on the top tab menu on all of the pages.

### Cross Reference Tables European Patent Convention (EPC)

Cross Reference Tables European Patent Convention is available in the IP Law and Patent Law services. The procedure described below applies to both services.

#### To browse for Cross Reference Tables European Patent Convention (EPC)

1. Select in the Categories section or the **Categories** tab the **Cross Reference Tables EPC** link. The Cross Reference Tables EPC page will display.
2. Click a table link to view the selected table. The selected cross reference table will display.
3. Click an article. The article will display in a separate page.

### IP Legislation

IP Legislation is available in all the four services of the Kluwer IP Law service. The procedure described below applies to all four services.

#### To browse for IP Legislation

1. Select in the Categories section or the **Categories** tab the **IP Legislation** link. The IP Legislation page will display.
2. Select the relevant jurisdiction link from the Jurisdictions drop-down or under Choose a Jurisdiction box. The legislation documents related to the selected jurisdiction will display.
3. Click a legislation document link to view the complete contents of the selected document.

**Note:** You may click Back button at the bottom left to return to the previous screen.

### IP Conventions

IP Conventions is available in all the four services of Kluwer IP Law. The procedure described below applies to all four services.

## To browse for IP Conventions

1. Select in the Categories section or the **Categories** tab the **IP Convention** link. The IP Conventions page will display.
2. Click the relevant convention link from the list. The documents related to the selected convention will display.
3. Click a document link to view the complete contents of the selected document.

**Note:** You may click Back button at the bottom left to return to the previous screen.

## Jurisdictions

Jurisdictions is available in all the four services of the Kluwer IP Law website. The procedure described below applies to all four services.

### To browse for Jurisdictions

1. Select in the Categories section or the **Categories** tab the **Jurisdictions** link. The Jurisdictions page will display.
2. Select the relevant jurisdiction from the Jurisdictions drop-down or click a link under Choose a Jurisdiction box. The documents related to the selected jurisdiction will display. By default the general tab is active but you can select one of the other text type tabs to get a list of related documents.

**Note:** You may click Back button at the bottom left to return to the previous screen.

## Landmark European Patent Cases

Landmark European Patent Cases is available in the IP Law and Patent Law services. The procedure described below applies to both services.

### To browse for Kluwer Patent Cases

1. Select in the Categories section or the **Categories** tab the Landmark European Patent Cases link. The Landmark Patent Cases page will display.
2. Click a link either under Browse by Jurisdiction heading or under Browse by Topic heading. The documents list related to the selected jurisdiction/selected topic will display.  
**Note:** The **click here** link under Information heading links to About Us page of the service.
3. Click a document link from the list to view the complete contents of the selected document.

**Note:** You may click the Back button at the bottom left to return to the previous screen.

## Landmark European Copyright Cases

Landmark European Copyright Cases is available in the IP Law and Copyright-Trademark services. The procedure described below applies to both services.

### To browse for Kluwer Copyright Cases

1. Select in the Categories section or the **Categories** tab the **Landmark European Copyright Cases** link. The Landmark Trademark and Copyright Cases page will display.
2. Click a link either under Browse by Jurisdiction heading or under Browse by Topic heading. The documents list related to the selected jurisdiction/selected topic will display.  
**Note:** The **click here** link under Information heading links to About Us page of the service.
3. Click a document link from the list to view the complete contents of the selected document.

**Note:** You may click the Back button at the bottom left to return to the previous screen.

## Books

### About the Books Topic Category

The Kluwer IP Law virtual library includes a wealth of authoritative publications. The Books sub-section is available in all four services of the website. The procedure described below is applicable for all four services.

### To browse for Books

1. Click **Books** tab. The Books page will display.
2. Sort the title list by **Title**, **Author**, or **Year**.
3. Click a title link. The selected title will display as a document list, providing page range, author and title for all the documents related to the selected book.
4. Click a document link. The selected document will display.

## Journals

### About the Journals Topic Category

Journals contain different volumes of EPI Information and are available in the IP Law and Patent Law services. The procedure described below applies to both services.

#### To browse EPI information

1. Click **Journals** from the top tab menu. The Select Journal page will display.
2. Click **EPI Information** link. A new page will open in the same screen. The page displays a list of volumes for a variety of journals. You can collapse/expand the list of volumes by clicking the minus/plus sign or the **Collapse All/Expand All** links.
3. Click a volume link. The selected volume will display with a list of issues. You can collapse/expand the list of issues by clicking the minus/plus sign
4. Expand the issue you would like to view by clicking the link. The document list will display for the selected issue.
5. Click a document link. The selected document will display.

## KluwerIPLaw Blogs

### About the Kluwer IP Law Blogs

Kluwer IP Law has a blog tab in each of its services. The blog tab on the IPLaw service has a drop-down menu with two options: KluwerPatentBlog and KluwerCopyrightBlog. The blog tab on the homepages of the other three services (Manual IP, Patent Law, and Copyright-Trademark) link directly to the blog.

The KluwerPatentBlog links to <http://www.kluwerpatentblog.com>

The KluwerCopyrightBlog links to <http://www.kluwercopyrightblog.com>

These blogs enable users to follow various authors and their comments.

### Browsing the Kluwer IP Law Blogs

#### To browse Kluwer IP Law Blogs:

Select the Blog tab located on the top tab menu.

Click either the Kluwer Patent blog or Kluwer Copyright blog option as required. The selected Blog page will display.

#### To browse Blogs of other services:

Click the Blog tab located on the top tab menu. The Blog page will display.

**Note:** The blog of any service can also be accessed by clicking the **Blog** link next to the Blog heading on the left side of the home page. In case of IP Law service there are two Blog headings adjacent to each other. One heading is KluwerPatentBlog and other is KluwerCopyright Blog .

## EPO/WIPO Resources

### About the EPO/WIPO Resources

The EPO/WIPO Resources tab contains links to third party websites and content. EPO/WIPO Resources is available in all four services of Kluwer IP Law. The procedure described below is applicable for all four services.

#### To browse for EPO/WIPO Resources

1. Click **EPO/WIPO Resources** tab. The EPO/WIPO Resources page will display. The page contains document links under three headings: European Patent Office, Office of the Harmonization of the Internal Market, and World Intellectual Property Organization.
2. Click a document link. The selected document will display in a separate browser window.

## Browse Content

### News

#### About News

The News section in each service lists materials added recently to a particular service.

#### To browse for News:

Locate the News section on the home page to view a list of materials added recently to a particular service. To view all of the materials in the News section, click the **All News** tab located in the top menu tab. Each page lists a fixed number of news items along with publishing date.

To view a news item, click the link below the publishing date. The complete news item will display on a separate page in the same screen.

## Books/Journals/Updates

### About Books/Journals/Updates

The updates section in each service lists the materials related to that service only. For instance, if you are logged in to IP Law service, it will list materials related to the IP Law service.

**Note:** The procedure below is for IP Law. The procedure is the same for the other three services unless otherwise noted.

#### To browse for Updates:

Click the **Updates** tab located on the middle of the IP Law home page. The recently added materials to the IP Law will display below the Updates tab.

## News Alerts

### About the News Alerts

The News Alert service keeps you informed of the latest developments related to patents, copyrights, trademarks across the world. . It includes updates on new laws and changing regulations relevant to intellectual property laws. You may choose to receive your news via a bi-weekly News Alert newsletter delivered to your inbox.

### Browsing News Alerts

#### To subscribe to the IP News Alerts:

1. Click the **SUBSCRIBE** button located in the News Alert section on the middle-right portion of the home page of the service you are logged in. The register form for the IP News Alerts will display in a separate window.
2. Complete the form and then click the **Submit** button.

**Note:** The newsletter includes the ability to unsubscribe. When clicking the unsubscribe link in the newsletter, a webpage will display with the option to unsubscribe or change the email address.

To know more about to Click below link...

<http://www.kluwerarbitration.com/Static/help>